

# HP SERIES

## High pressure flat face couplings fitted with a safety locking sleeve

### INTRODUCTION

Holmbury's HP Series flat face couplings provide a leak free solution for high pressure applications up to 720 bar. The safety locking sleeve prevents accidental disconnection and can only be disconnected when the release notch and locking ball align.

### CONSTRUCTION

- Carbon steel with zinc nickel plating (1200 hours with no red rust in salt spray tests)
- Fitted with Nitrile seals

### FEATURES

- Spring loaded safety locking sleeve fitted to prevent accidental disconnection, which automatically rotates through 90° when connected
- Flat faces are easily wiped clean
- Allows for minimal inclusion of air and contaminants during connection
- Flat face design prevents fluid loss during disconnection
- Bidirectional flow

### ACCESSORIES

- Dust Caps and Plugs are available for the HP Series



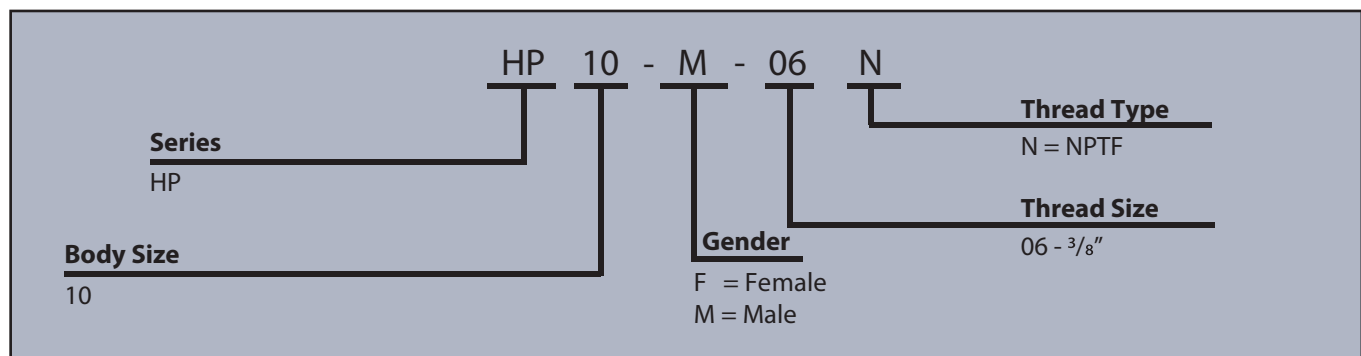
### SPECIFICATIONS

- Operating temperatures (With Nitrile seals): -40°C (-40°F) to 106°C (223°F)

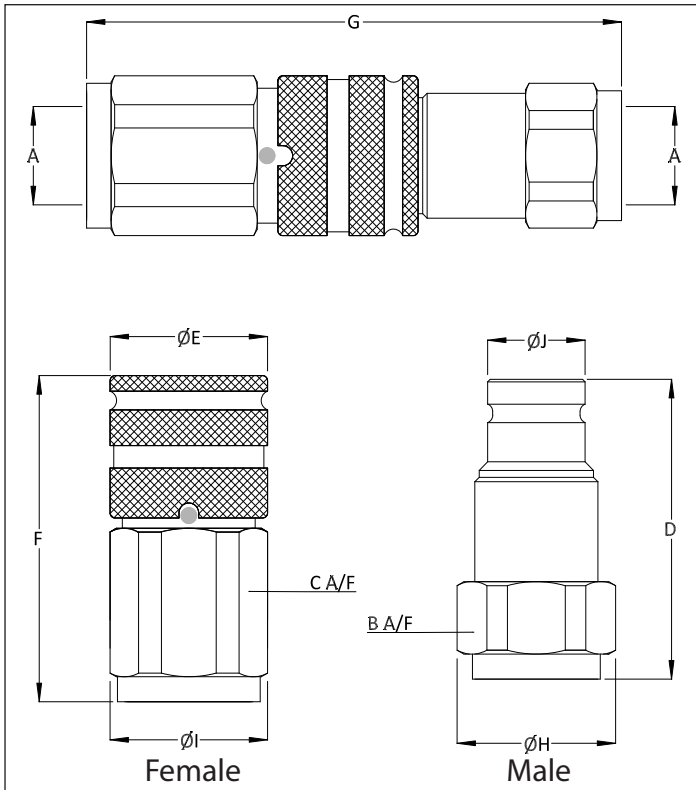
### APPLICATIONS

- High pressure plant and equipment
- High pressure pulse applications
- Rail industries; especially on de-stressing kits
- Bolt tensioning
- Cutting tools
- Jacking applications

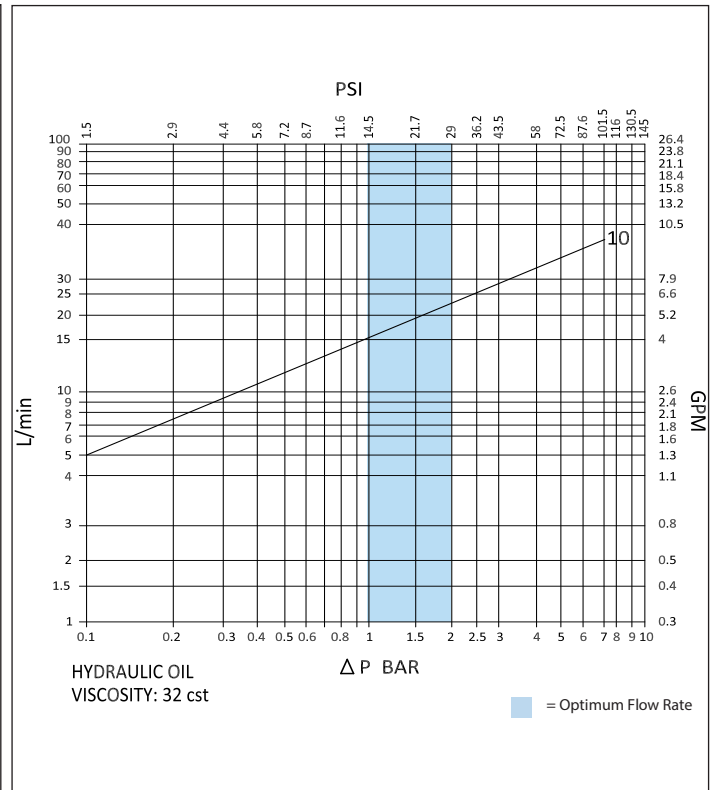
### ORDER CODES



## DRAWING



## PRESSURE DROP CHARACTERISTICS



## DIMENSIONS

Size	Thread Size (A)	B	C	D	ØE	F	G	ØH	ØI	ØJ	Maximum Working Pressure	Burst Pressure (Coupled)	Burst Pressure (Male)	Burst Pressure (Female)
		Dimensions in mm									Bar			
		Dimensions in Inches									Psi			
HP 10	3/8"	27.0	30.0	63.0	34.0	74.5	121.5	29.0	32.0	19.5	720	2000	2000	1500
		1.1	1.2	2.5	1.3	2.9	4.8	1.1	1.3	0.8	10440	29000	29000	21750

PSI= Bar x14.5 Inches= mm/25.4

