

TB SERIES

Trailer brake couplers made to the ISO 5676 Standard

INTRODUCTION

Holmbury's TB Series trailer brake couplers are used to connect the hydraulic braking system of tractors to trailers. The male coupler is normally panel mounted on the tractor.

CONSTRUCTION

- Carbon steel with trivalent plating
- Fitted with Nitrile seals

FEATURES

- Male couplers can be panel mounted
- Female couplers are supplied with Parking Station
- Bidirectional flow

ACCESSORIES

- Parking Stations are available for the TB Series



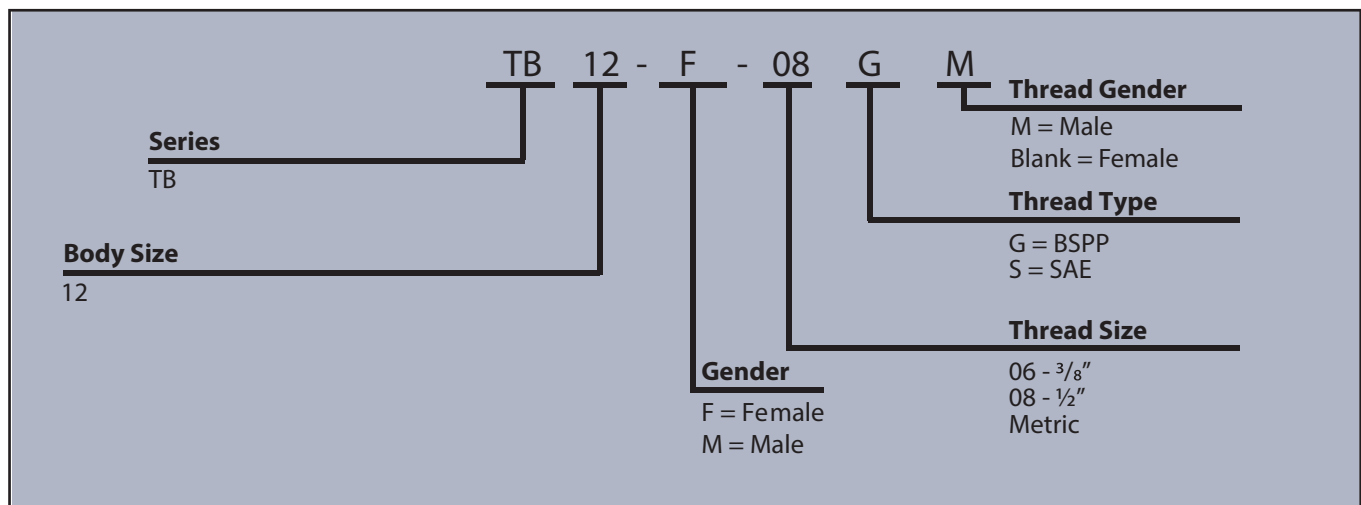
SPECIFICATIONS

- Operating temperatures (with Nitrile seals): -40°C (-40°F) to 106°C (223°F)

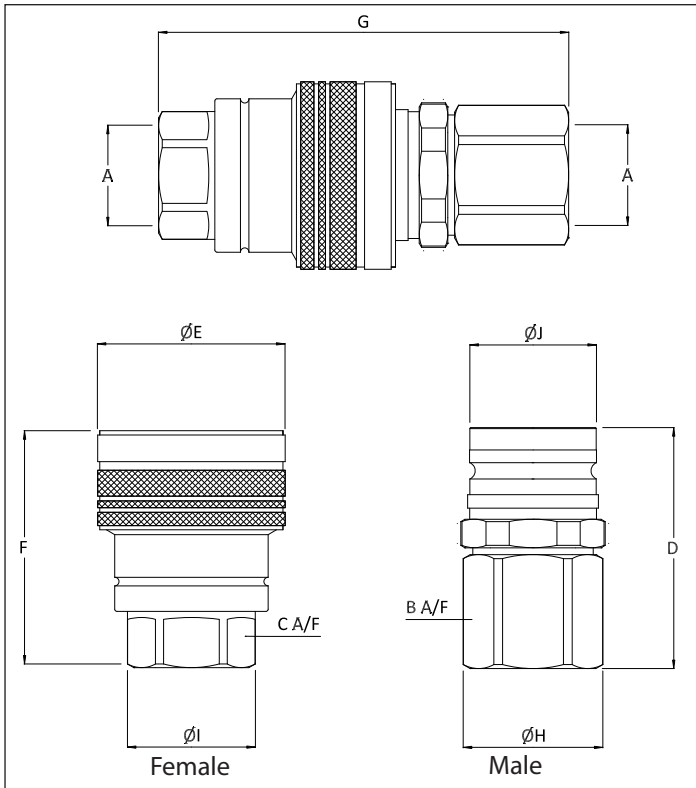
APPLICATIONS

- Trailer connections

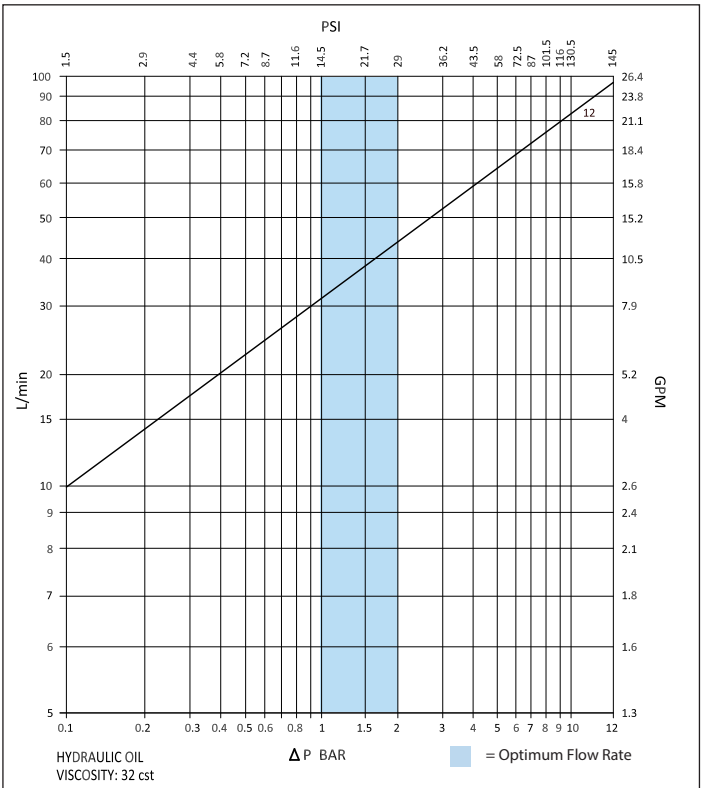
ORDER CODES



DRAWING



PRESSURE DROP CHARACTERISTICS



GENERAL PURPOSE COUPLERS

DIMENSIONS

Size	Thread Size (A)	B	C	D	$\varnothing E$	F	G	$\varnothing H$	$\varnothing I$	$\varnothing J$	Maximum Working Pressure	Burst Pressure (Coupled)	Burst Pressure (Male)	Burst Pressure (Female)
		Dimensions in mm									Bar			
		Dimensions in Inches									Psi			
TB 12	1/2"	30.0	27.0	55.5	44.0	55.5	96.0	33.0	30.0	29.0	220	900	1110	900
		1.2	1.1	2.2	1.7	2.2	3.8	1.3	1.2	1.1	3190	13050	16095	13050

PSI= Bar x14.5 Inches= mm/25.4

