

HFB SERIES

Brass straight through manual sleeve coupler

INTRODUCTION

Holmbury's HFB Series brass couplers are able to accommodate high flow rates and minimal pressure drops. The couplers are valveless, hence when disconnected any fluid in the system can escape. This makes these couplers suitable for the transmission of non-hazardous fluids only.

CONSTRUCTION

- Brass body
- Fitted with Nitrile seals
- Available in carbon (HFC) and stainless steel (HFS) on request

FEATURES

- Valveless design allows for high flow rates and minimal pressure drop characteristics
- Bidirectional flow



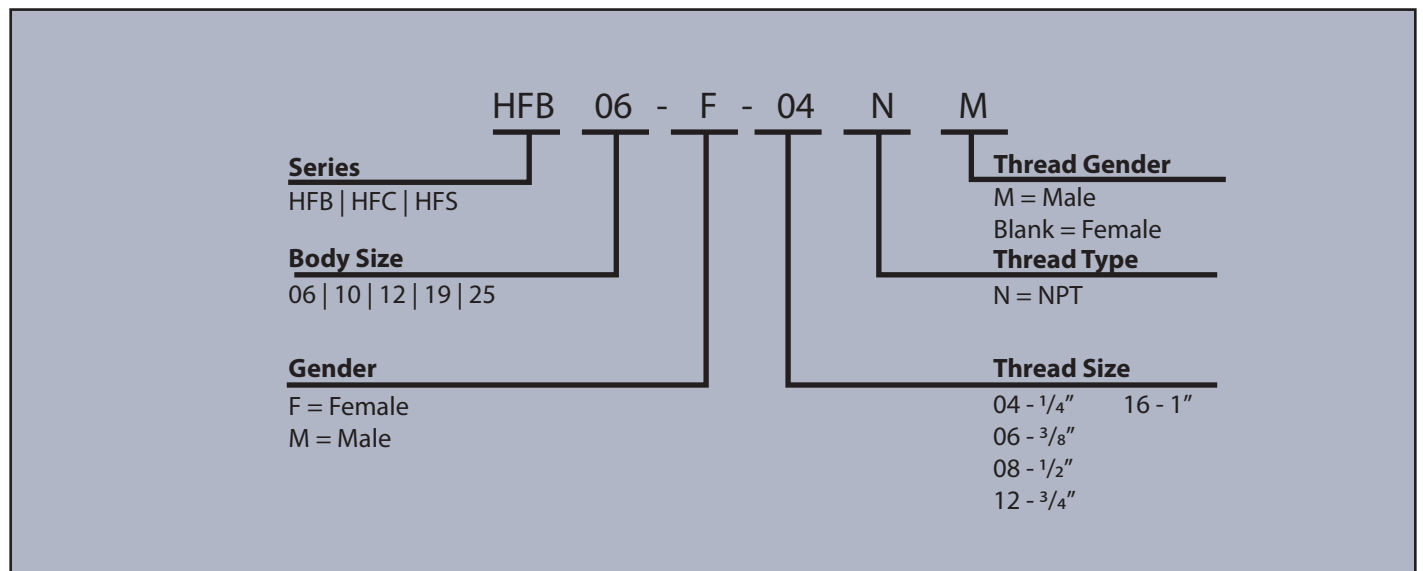
SPECIFICATIONS

- Operating temperatures (with Nitrile seals): -40°C (-40°F) to 106°C (223°F)

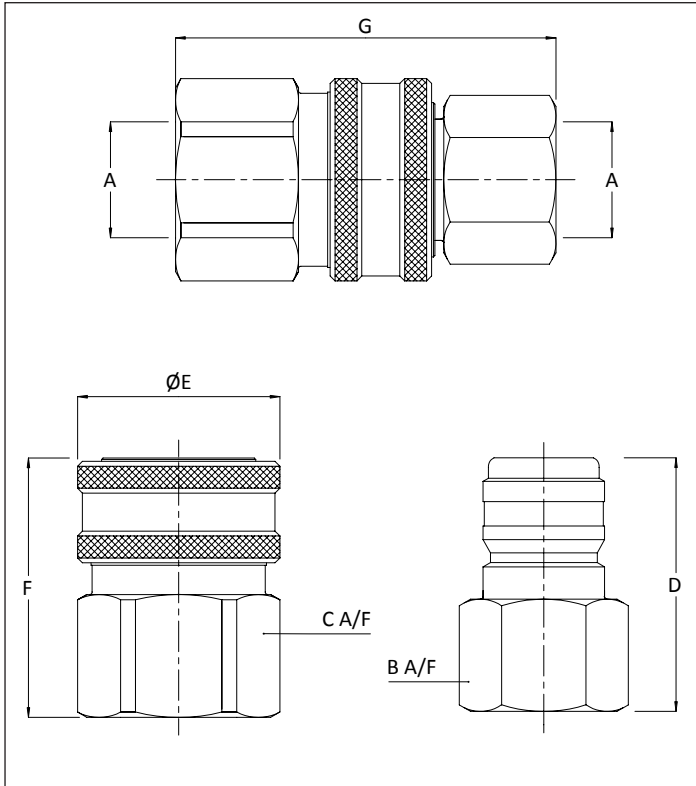
APPLICATIONS

- Designed for use in pressure washer systems and systems containing non-hazardous fluids
- Carpet cleaners
- Steam washers
- Coolant lines
- Any non valved application

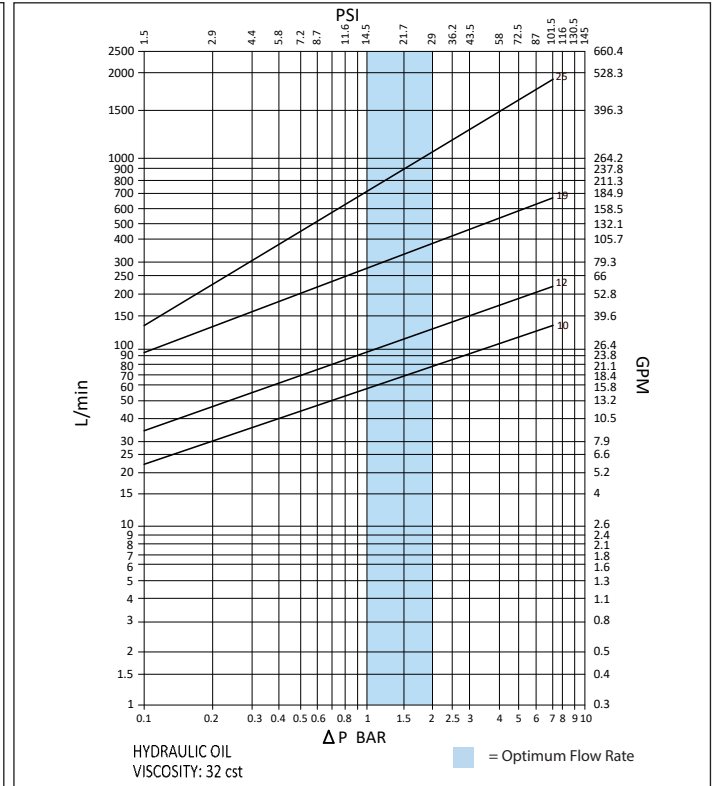
ORDER CODES



DRAWING



PRESSURE DROP CHARACTERISTICS



DIMENSIONS

Size	Thread Size (A)	B	C	D	ØE	F	G	Maximum Working Pressure	Burst Pressure (Coupled)
		Dimensions in mm						Bar	
		Dimensions in Inches						Psi	
HFB 06	1/4"	17.5	20.5	34.0	24.1	37.3	53.0	359	1076
		0.7	0.8	1.3	0.9	1.5	2.1	5200	15600
HFB 10	3/8"	20.6	25.4	39.9	28.2	37.6	56.4	186	559
		0.8	1.0	1.6	1.1	1.5	2.2	2700	8100
HFB 12	1/2"	25.4	28.4	44.5	32.0	41.1	63.0	186	559
		1.0	1.1	1.8	1.3	1.6	2.5	2700	8100
HFB 19	3/4"	30.0	37.8	53.3	40.6	51.8	78.5	131	393
		1.2	1.5	2.1	1.6	2.0	3.1	1900	5700
HFB 25	1"	37.8	44.5	59.4	50.3	52.8	83.1	83	248
		1.5	1.8	2.3	2.0	2.1	3.3	1200	3600

PSI= Bar x14.5 Inches= mm/25.4

