

HSS SERIES

Stainless steel flat face couplers made to the ISO 16028 Standard dimensions

INTRODUCTION

Holmbury's HSS Series stainless steel flat face couplers incorporate all the benefits of the carbon steel HQ Series couplers, while being perfectly suited for corrosive fluids and environments.

CONSTRUCTION

- AISI 316 stainless steel
- Fitted with Viton seals (Other seals available on request)
- Also available in carbon steel (See HQ Series)

FEATURES

- Safety locking sleeve fitted as standard to prevent accidental disconnection
- Flat faces are easily wiped clean
- Allows for minimal inclusion of air and contaminants during connection
- Flat face design prevents fluid loss during disconnection
- Bidirectional flow

ACCESSORIES

- Dust Caps and Plugs are available for the HSS Series



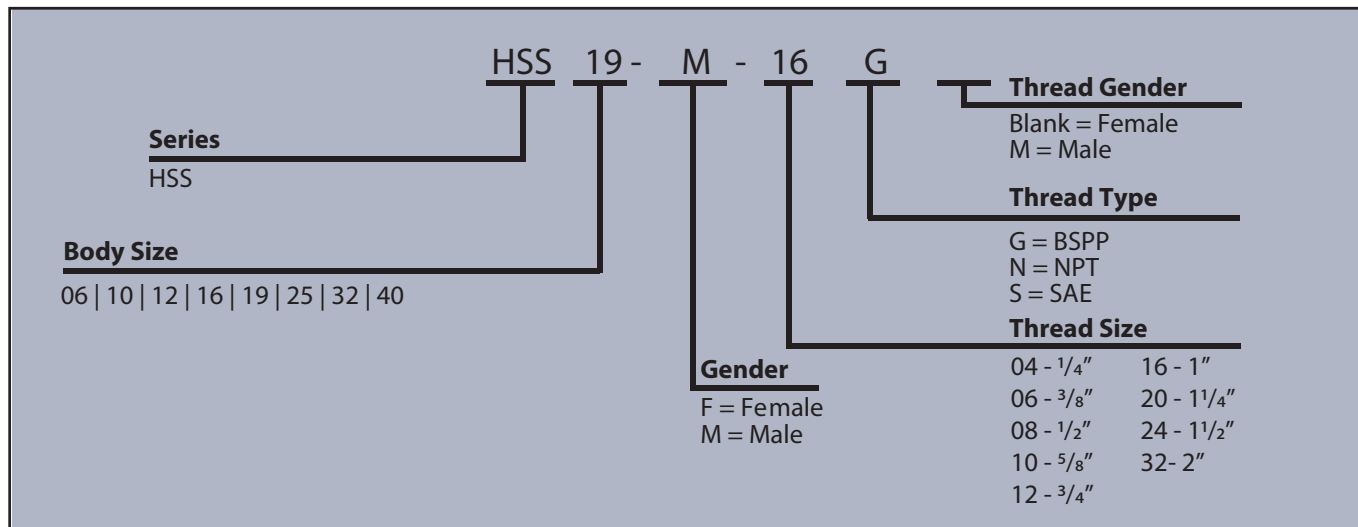
SPECIFICATIONS

- Operating temperatures (With Viton seals): -20°C (-4°F) to 200°C (392°F)

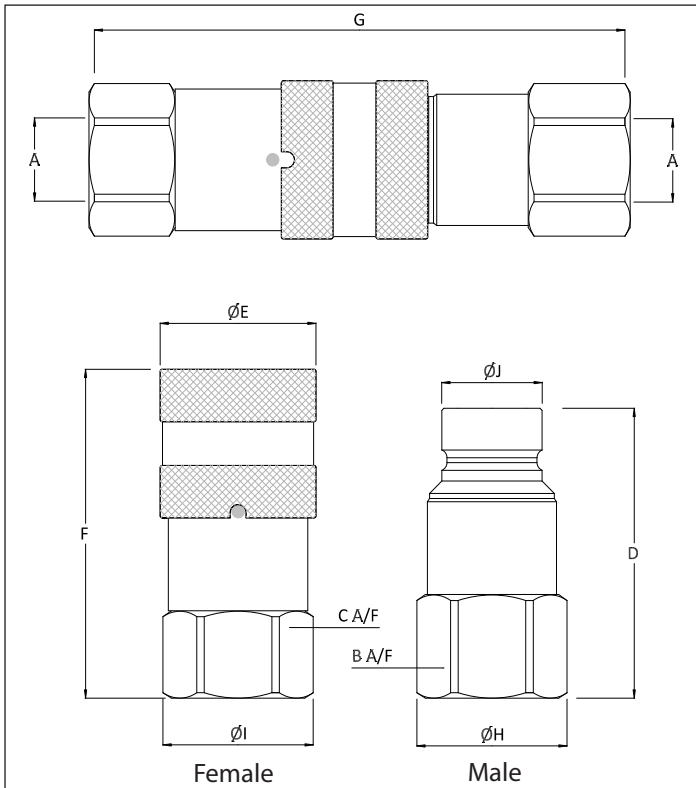
APPLICATIONS

- Corrosive fluids and environments
- Marine
- Oil and gas
- Chemical
- Pharmaceutical
- Nuclear

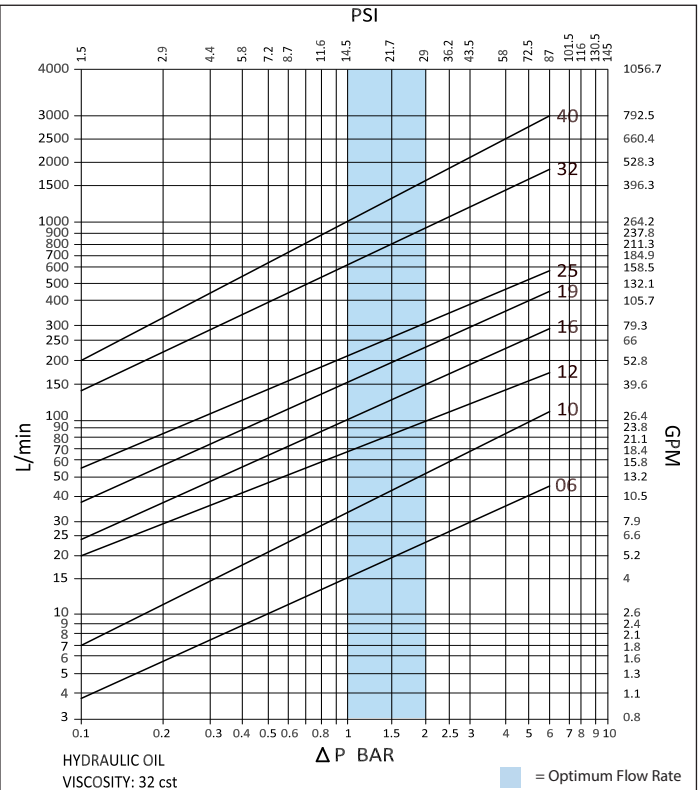
ORDER CODES



DRAWING



PRESSURE DROP CHARACTERISTICS



DIMENSIONS

Size	Thread Size (A)*	B	C	D	ØE	F	G	ØH	ØI	ØJ	Maximum Working Pressure	Burst Pressure (Coupled)	Burst Pressure (Male)	Burst Pressure (Female)
		Dimensions in mm									Bar			
		Dimensions in Inches									Psi			
HSS 06	1/4"	22.0	22.0	48.0	28.0	48.0	86.0	23.7	23.7	16.2	350	1300	2600	1600
		0.9	0.9	1.9	1.1	1.9	3.4	0.9	0.9	0.6	5075	18850	37700	23200
HSS 10	3/8"	24.0	27.0	68.0	32.0	67.0	118.0	26.0	29.0	19.7	350	1900	1400	1000
		0.9	1.1	2.7	1.3	2.6	4.6	1.0	1.1	0.8	5075	27550	20300	14500
HSS 10	1/2"	27.0	27.0	68.0	32.0	67.0	118.0	29.0	29.0	19.7	350	1900	1300	1000
		1.1	1.1	2.7	1.3	2.6	4.6	1.1	1.1	0.8	5075	27550	18850	14500
HSS 12	1/2"	32.0	32.0	74.0	38.0	68.0	125.0	35.0	35.0	24.5	350	1600	1100	1000
		1.3	1.3	2.9	1.5	2.7	4.9	1.4	1.4	1.0	5075	23200	15950	14500
HSS 12	3/4"	34.0	32.0	74.0	38.0	68.0	125.0	36.5	35.0	24.5	350	1600	1100	1000
		1.3	1.3	2.9	1.5	2.7	4.9	1.4	1.4	1.0	5075	23200	15950	14500
HSS 16	3/4"	36.0	36.0	79.0	42.0	70.0	130.0	39.0	39.0	27.0	350	1400	1100	1000
		1.4	1.4	3.1	1.7	2.8	5.1	1.5	1.5	1.1	5075	20300	15950	14500
HSS 19	1"	45.0	45.0	93.0	48.0	82.0	153.0	48.0	48.0	30.0	350	1400	1100	1000
		1.8	1.8	3.7	1.9	3.2	6.0	1.9	1.9	1.2	5075	20300	15950	14500
HSS 25	1 1/4"	55.0	55.0	126.0	75.0	126.0	198.0	60.0	60.0	36.0	350	1000	1000	1000
		2.2	2.2	5.0	3.0	5.0	7.8	2.4	2.4	1.4	5075	14500	14500	14500
HSS 32	1 1/2"	65.0	65.0	126.0	80.0	126.0	198.0	70.0	70.0	57.0	250	600	600	600
		2.6	2.6	5.0	3.1	5.0	7.8	2.8	2.8	2.2	3625	8700	8700	8700
HSS 40	2"	80.0	80.0	142.0	100.0	142.0	222.0	88.5	88.5	72.9	175	450	450	450
		3.1	3.1	5.6	3.9	5.6	8.7	3.5	3.5	2.9	2538	6525	6525	6525

*Dimensions based on BSPP threads

PSI= Bar x14.5 Inches= mm/25.4

