

# HTN SERIES

## Poppet style couplers with a guided poppet

### INTRODUCTION

Holmbury's HTN Series poppet style couplers are a reliable and efficient option for use across a wide range of hydraulic applications.

### CONSTRUCTION

- Carbon steel with trivalent plating
- Fitted with Nitrile seals

### FEATURES

- Poppet style minimizes pressure drop and creates an effective seal while allowing high flow rates
- Elongated nose and poppet design allows for simple connection and disconnection
- Bidirectional flow

### ACCESSORIES

- Dust Caps and Plugs are available for the HTN Series



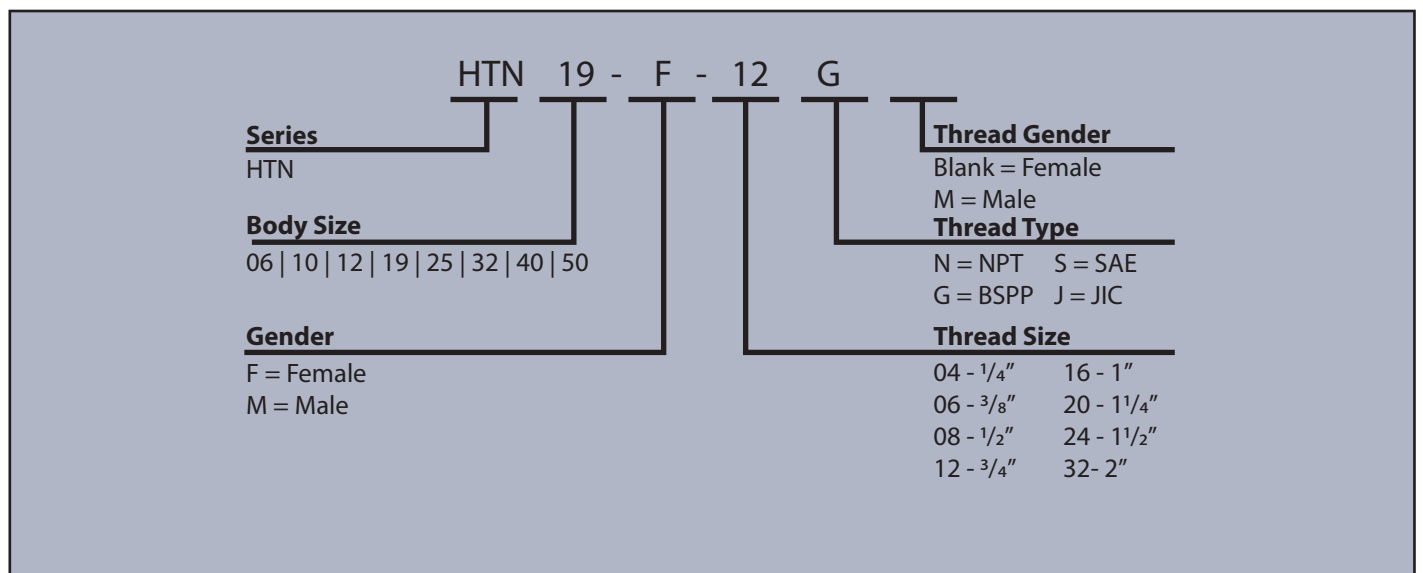
### SPECIFICATIONS

- Operating temperatures (with Nitrile seals): -40°C (-40°F) to 106°C (223°F)

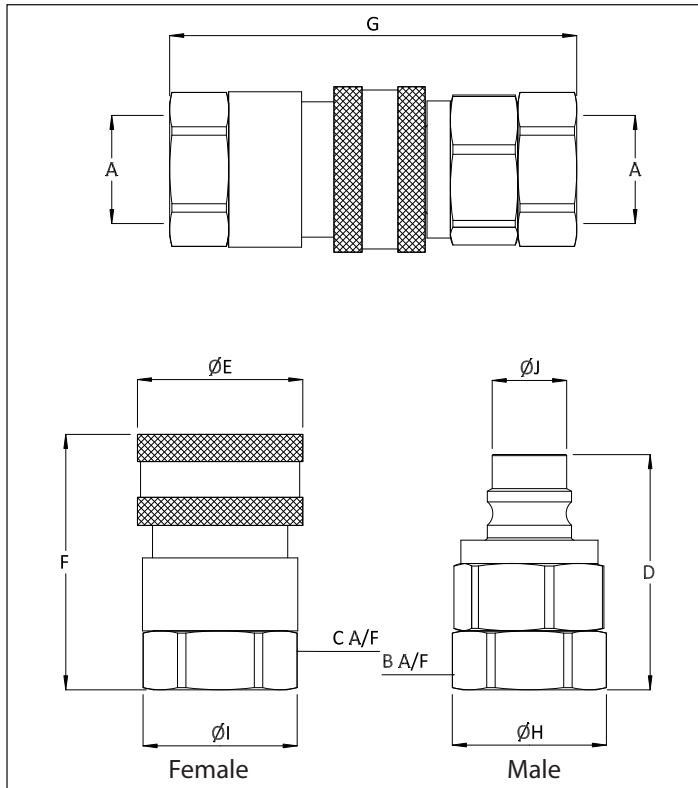
### APPLICATIONS

- Designed for usage in general hydraulic systems, machine tool, test equipment, agricultural, and other mobile hydraulics

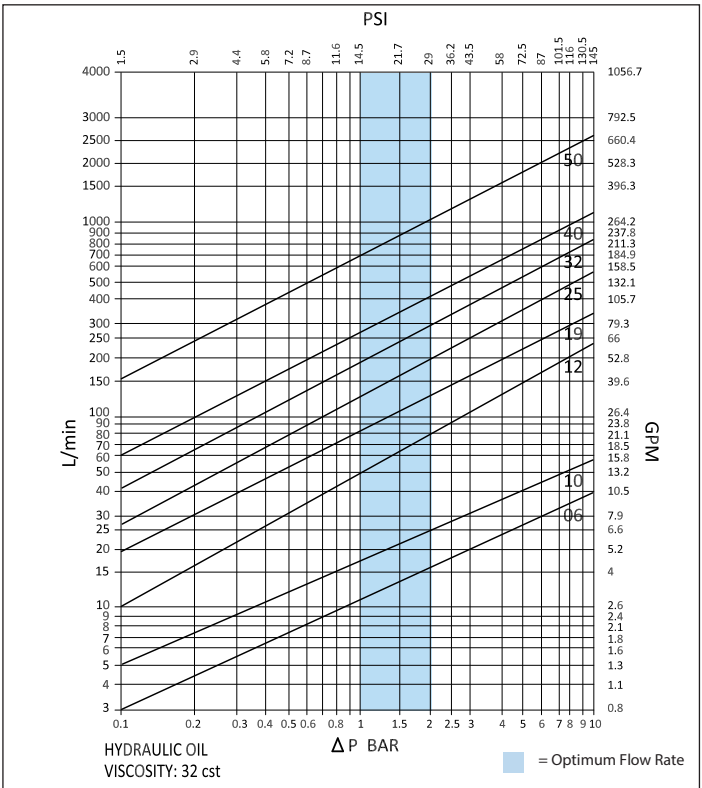
### ORDER CODES



## DRAWING



## PRESSURE DROP CHARACTERISTICS



## DIMENSIONS

Size	Thread Size (A)*	B	C	D	ØE	F	G	ØH	ØI	ØJ	Maximum Working Pressure	Burst Pressure (Coupled)	Burst Pressure (Male)	Burst Pressure (Female)
		Dimensions in mm									Bar			
		Dimensions in Inches									Psi			
HTN 06	1/4"	22.0	22.0	41.3	24.0	44.0	70.3	24.5	24.5	10.9	450	1350	1350	1250
		0.9	0.9	1.6	0.9	1.7	2.8	1.0	1.0	0.4	6527	19575	19575	18125
HTN 10	3/8"	26.0	26.0	47.0	27.0	49.4	78.5	28.1	28.1	12.9	350	1050	1050	950
		1.0	1.0	1.9	1.1	1.9	3.1	1.1	1.1	0.5	5076	15225	15225	13775
HTN 12	1/2"	30.0	30.0	51.0	34.0	53.5	87.3	33.0	33.0	15.9	300	900	900	800
		1.2	1.2	2.0	1.3	2.1	3.4	1.3	1.3	0.6	4351	13050	13050	11600
HTN 19	3/4"	38.0	38.0	62.0	42.0	63.0	104.0	41.9	41.9	23.4	250	750	750	650
		1.5	1.5	2.4	1.7	2.5	4.1	1.6	1.6	0.9	3626	10875	10875	9425
HTN 25	1"	48.0	48.0	66.8	50.5	68.3	112.5	52.5	52.5	29.7	200	600	600	500
		1.9	1.9	2.6	2.0	2.7	4.4	2.1	2.1	1.2	2901	8700	8700	7250
HTN 32	1 1/4"	50.0	50.0	88.0	56.0	91.0	156.5	55.9	55.9	36.1	150	450	450	350
		2.0	2.0	3.5	2.2	3.6	6.2	2.2	2.2	1.4	2176	6525	6525	5075
HTN 40	1 1/2"	64.0	64.0	85.6	70.0	90.0	148.2	69.5	69.5	43.3	130	390	390	290
		2.5	2.5	3.4	2.8	3.5	5.8	2.7	2.7	1.7	1885	5655	5655	4205
HTN 50	2"	89.0	89.0	99.0	90.0	105.0	171.0	97.4	97.4	56.7	100	300	300	200
		3.5	3.5	3.9	3.5	4.1	6.7	3.8	3.8	2.2	1450	4350	4350	2900

\*Dimensions based on BSPP threads

PSI= Bar x14.5 Inches= mm/25.4

