

# PWS SERIES

## Stainless steel pressure washer couplers

### INTRODUCTION

Holmbury's PWS Series stainless steel, pressure washer couplers are able to accommodate high flow rates and minimal pressure drops. The couplers are valveless, hence when disconnected any fluid in the system can escape. This makes these couplers suitable for the transmission of non-hazardous fluids only.

### CONSTRUCTION

- AISI 316 stainless steel
- Fitted with Viton seals
- Also available in carbon steel (See PWC Series)

### FEATURES

- Valveless design allows for high flow rates and minimal pressure drop characteristics
- Female half has double 'O' ring sealing arrangement
- Bidirectional flow

### ACCESSORIES

- Seal Kits are available for the PWS Series



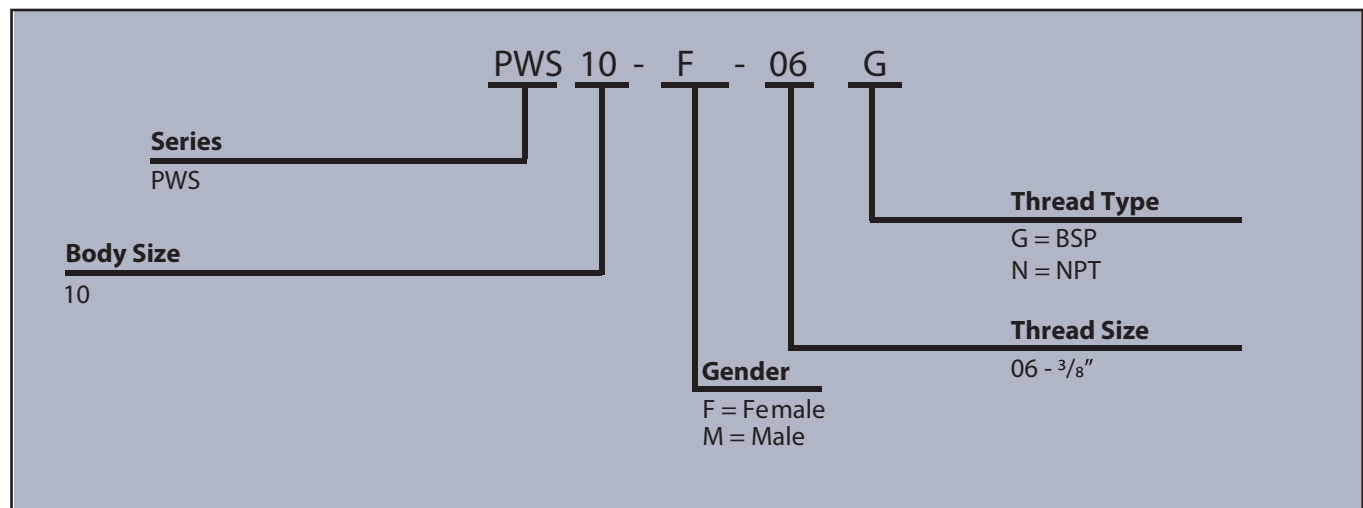
### SPECIFICATIONS

- Operating temperatures (With Viton seals): -20°C (-4°F) to 200°C (392°F)

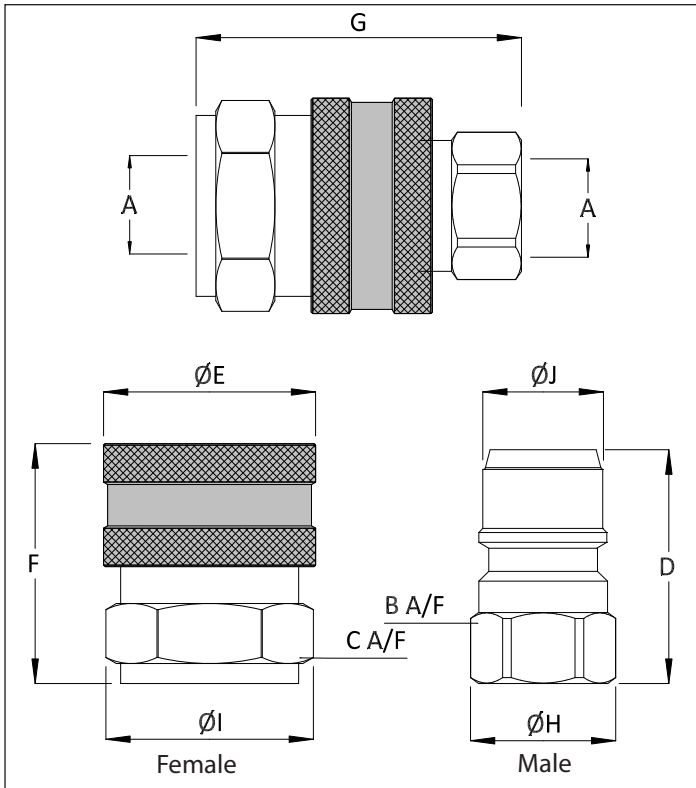
### APPLICATIONS

- Designed for use in pressure washer systems and systems containing non-hazardous fluids

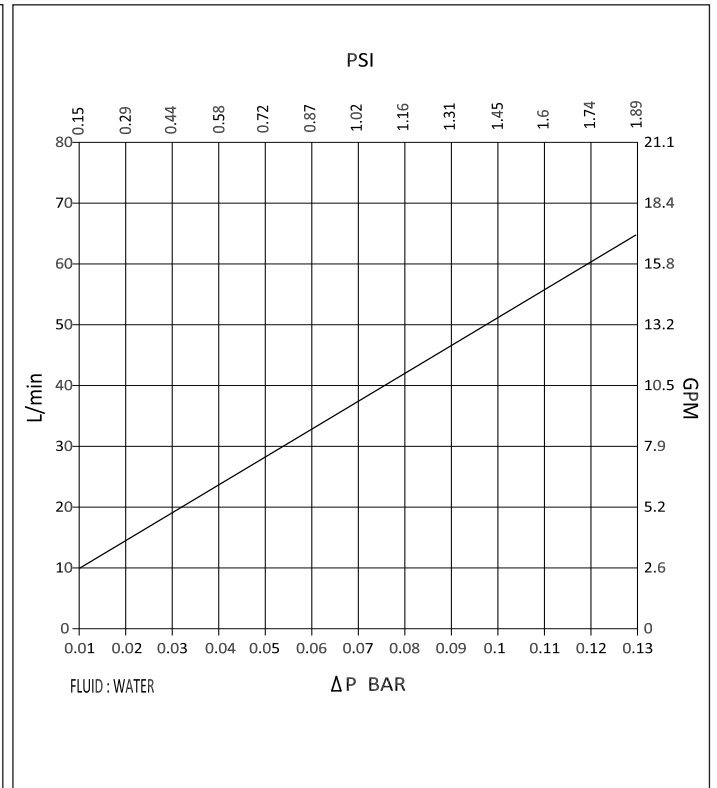
### ORDER CODES



## DRAWING



## PRESSURE DROP CHARACTERISTICS



STAINLESS STEEL & BRASS COUPLERS

## DIMENSIONS

Size	Thread Size (A)	B	C	D	ØE	F	G	ØH	ØI	ØJ	Maximum Working Pressure	Burst Pressure (Coupled)
		Dimensions in mm									Bar	
		Dimensions in Inches									Psi	
PWS 10	3/8"	22.0	30.0	38.0	35.0	39.0	53.5	24.0	34.5	20.0	350	1300
		0.9	1.2	1.5	1.4	1.5	2.1	0.9	1.4	0.8	5075	18850

PSI= Bar x14.5 Inches= mm/25.4

